



# ARTWORK SPECIFICATIONS

## Acceptable Artwork:

Adobe Creative Cloud (Illustrator, Photoshop & InDesign)

EPS, TIFF and (certified) PDF

CMYK Coated FOGRA39

Please create graphic file to frame size plus 3/4" bleed, PLEASE NO CROP MARKS

Please supply all linked files and fonts, if not already outlined.

If color accuracy is critical please provide a color proof or PMS colors.

If necessary, put outlines for cutting in a separate document or layer.

## Size & Image Resolution:

**Output Size:** 100% in Photoshop

**Resolution:**

10-30 square feet - 150 pixels / inch

31-70 square feet - 125 pixels / inch

71 - 110 square feet - 100 pixels / inch

111 square feet or larger - 72 pixels / inch

## Upload Files via Mobile Light Box Website:

Go to [mobilelightbox.com](http://mobilelightbox.com) and click the **Upload Graphics** button, fill out the form with project details and follow the upload instructions from there. Once the graphic is uploaded, our pre-press department will review the artwork and email a PDF proof for approval.

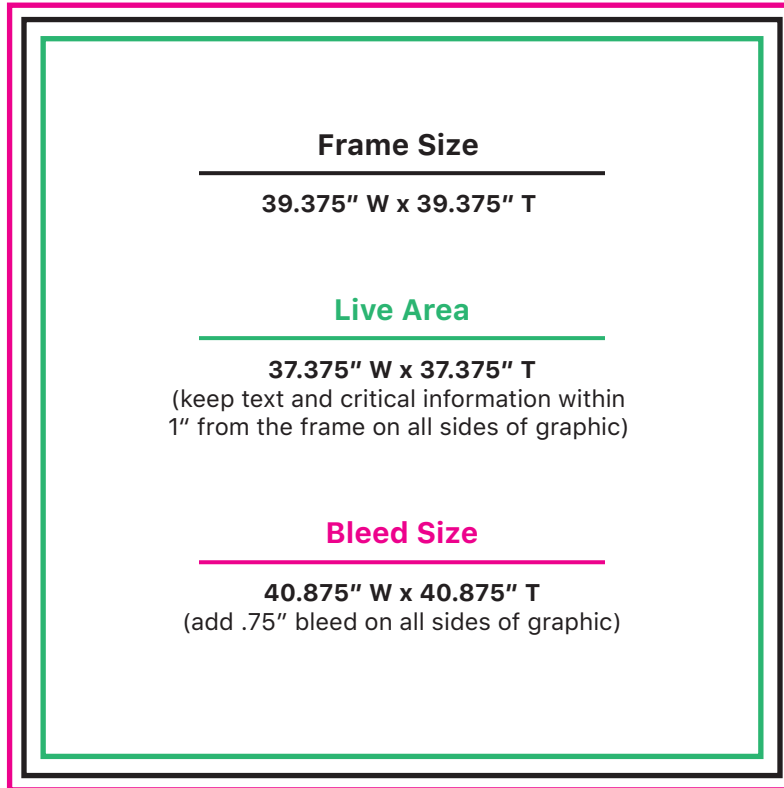
Please send an email to [prepress@mobilelightbox.com](mailto:prepress@mobilelightbox.com) when your files are uploaded? Please include your company name and order number.

## Graphic Delivery:

Most graphic orders can be fulfilled within 3-5 business days, depending on the scope of the job. There will be an upcharge for RUSH orders.

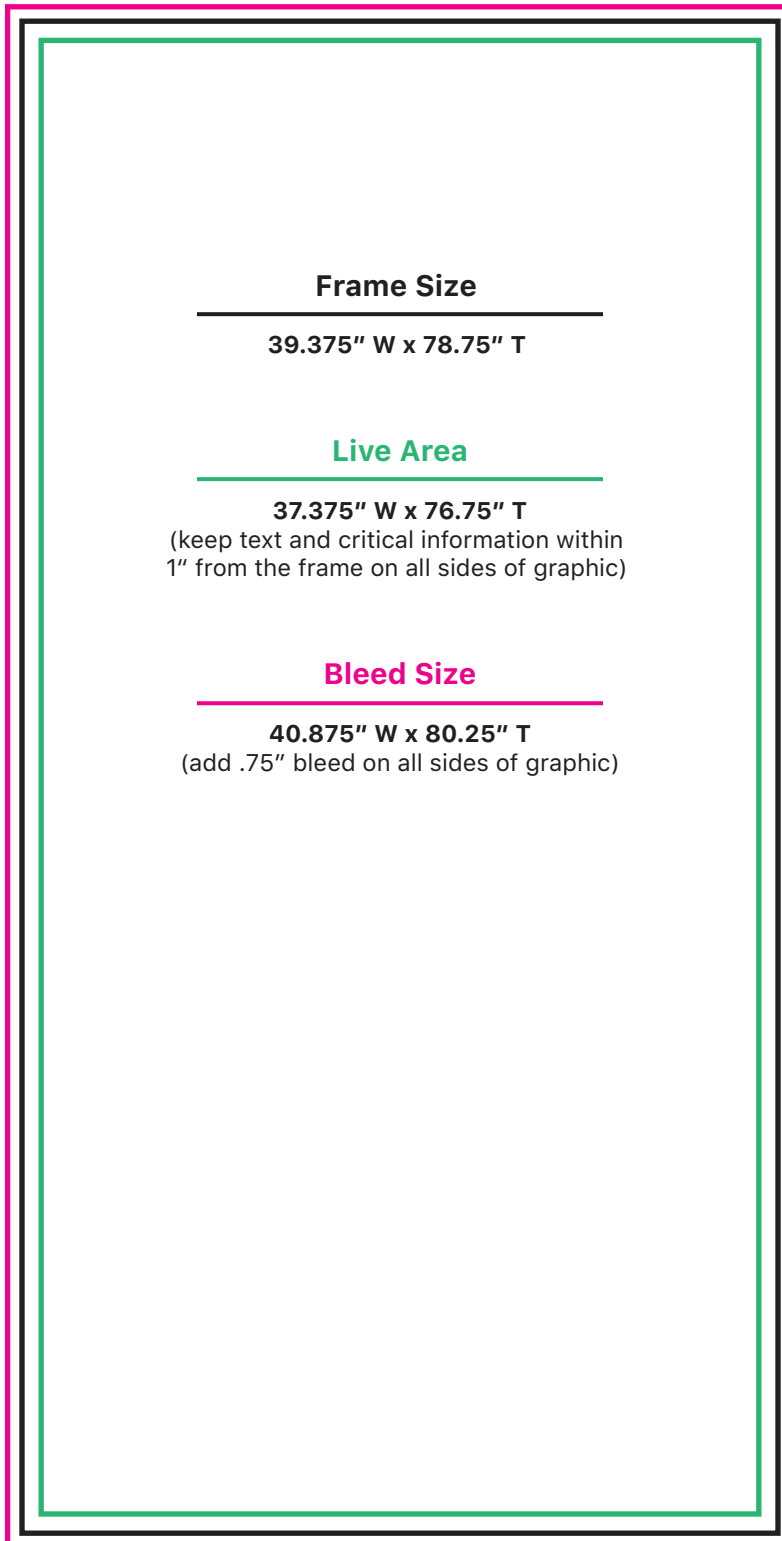


## MLB 100x100 GRAPHIC TEMPLATE





## MLB 100x200 GRAPHIC TEMPLATE



### Frame Size

---

**39.375" W x 78.75" T**

### Live Area

---

**37.375" W x 76.75" T**


(keep text and critical information within  
1" from the frame on all sides of graphic)

### Bleed Size

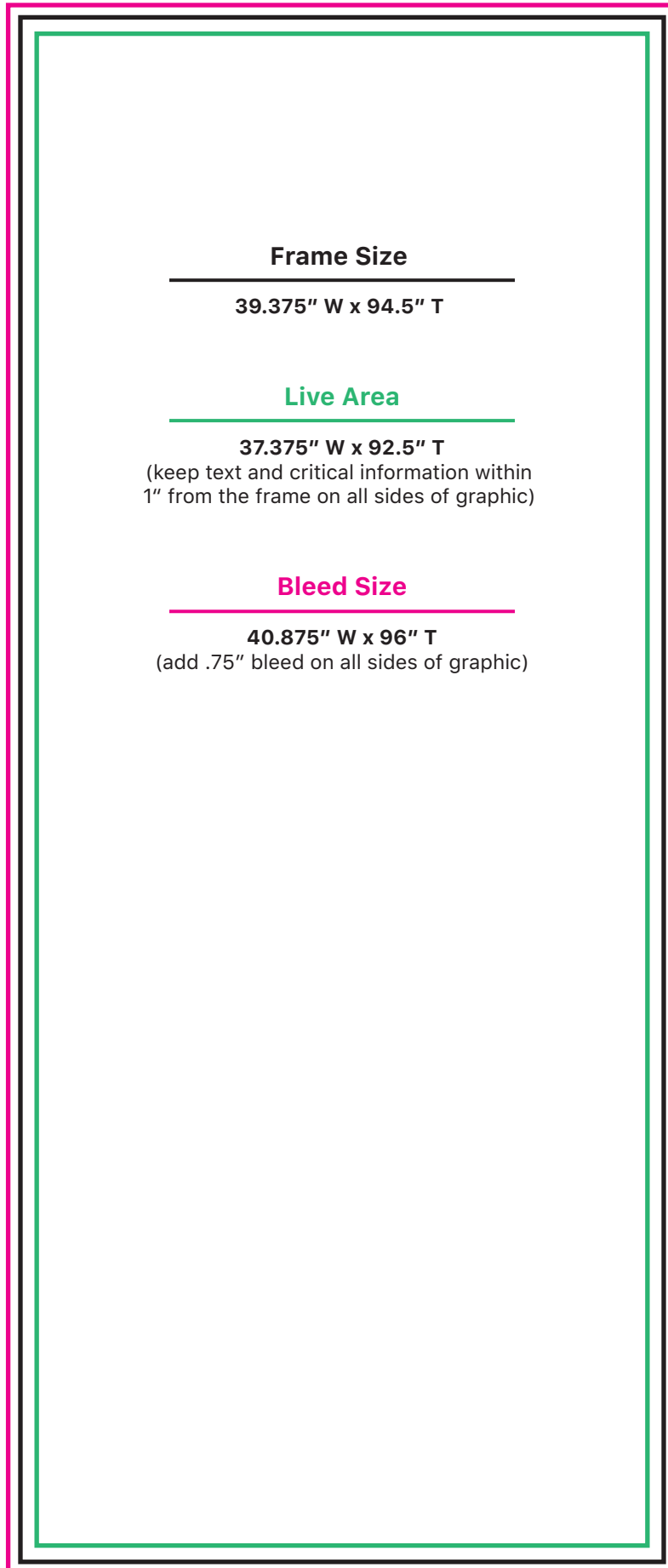
---

**40.875" W x 80.25" T**

(add .75" bleed on all sides of graphic)



## MLB 100x240 GRAPHIC TEMPLATE



### Frame Size

**39.375" W x 94.5" T**

### Live Area

**37.375" W x 92.5" T**

(keep text and critical information within  
1" from the frame on all sides of graphic)

### Bleed Size

**40.875" W x 96" T**

(add .75" bleed on all sides of graphic)



## MLB 200x200 GRAPHIC TEMPLATE

### Frame Size

---

**78.75" W x 78.75" T**

### Live Area

---

**76.75" W x 76.75" T**


(keep text and critical information within  
1" from the frame on all sides of graphic)

### Bleed Size

---

**80.25" W x 80.25" T**

(add .75" bleed on all sides of graphic)



## MLB 200x240 GRAPHIC TEMPLATE

### Frame Size

---

78.75" W x 94.5" T

### Live Area

---

76.75" W x 92.5" T

(keep text and critical information within  
1" from the frame on all sides of graphic)

### Bleed Size

---

80.25" W x 96" T

(add .75" bleed on all sides of graphic)



## MLB 300x200 GRAPHIC TEMPLATE

### Frame Size

---

118.125" W x 78.75" T

### Live Area

---

116.125" W x 76.75" T


(keep text and critical information within  
1" from the frame on all sides of graphic)

### Bleed Size

---

119.625" W x 80.25" T

(add .75" bleed on all sides of graphic)



## MLB 300x240 GRAPHIC TEMPLATE

### Frame Size

---

118.125" W x 94.5" T

### Live Area

---

116.125" W x 92.5" T

(keep text and critical information within  
1" from the frame on all sides of graphic)

### Bleed Size

---

119.625" W x 96" T

(add .75" bleed on all sides of graphic)